

# E.

## Architectural technical regulations

**Very important:** by signing your application form, you have undertaken to comply with and to ensure that all decorators, installers or contractors comply with all the clauses of the general regulations, including the time allotted for setup and takedown.

The trade show organiser reserves the right to have the general installer modify or dismantle (at the exhibitor's expense) any installations that do not comply with the architectural regulations and which are likely to disturb neighbouring exhibitors or the public.

The technical team will check all the installations of the stands and may reject those that do not conform to the approved design.

Furthermore, the organiser reserves the right to have a certified inspection body issue a report certifying the stability of the stand structures at the exhibitor's expense.

**Hanging elements/slings:** Elements to be hung from the pavilion's rafters must be installed by the Cité des Congrès de Lyon technical teams. Requests must be made to the park's exhibitor services

(Raphaëlle Berger-Perrin 04 72 82 27 40 et Roxane Guérin +33 (0)4 72 82 27 30  
Mail Expo CCCL : [expo@ccc-lyon.com](mailto:expo@ccc-lyon.com)).

In all cases, hanging elements must comply with the architectural rules. Your hanging structures (or strung elements) must be inspected by a certified company in order to obtain a stability report. Exhibitors must provide a certificate of compliance.

# Architectural technical regulations

Two drawings with dimensions showing floor plan and elevation views must be submitted to ASTECH company in charge of approving stand designs before 22 August 2022. [www.astech-prod.com](http://www.astech-prod.com)

Email : [pascal.redon@astech-prod.com](mailto:pascal.redon@astech-prod.com)

Tél : +33 (0)6 83 25 95 12



# Architectural technical regulations

**Stand constructions** must take into account the following heights\* (from the ground) and clearances:

	Height	Clearance	Rules
<b>Construction</b>	5m	Aisles: 0.5m Neighbouring stands: 1m	Any construction or decorative element whose height is > 2.50 m must respect the setbacks from the aisles 0.5 m and the neighboring stands 1 m
<b>Partitions/shared partition walls</b>	2.5m		The partitions facing neighbouring stands must be smooth, plain, painted white or covered with white or grey wall fabric, without any type of signs.
<b>Signs</b>	5m	Aisles: 0.5m Neighbouring stands: 1m	Any signage whose height is > 2.50 m must respect the setbacks from the aisles 0.5 m and neighboring stands 1 m
<b>Hanging sign structures</b>	5m	Aisles: 0.5m Neighbouring stands: 1m	Open superstructure that can include the exhibitor's label or illuminated logo. Sign structures must be slung or only be attached to the structure by a light frame. Raphaëlle Berger-Perrin tél : 04 72 82 27 40 Mail Expo CCCL : <a href="mailto:expo@ccc-lyon.com">expo@ccc-lyon.com</a>
<b>Lighting fixtures or truss lighting</b>	5m	Aisles: 0.5m Neighbouring stands: 1m	Independent lighting fixtures hung above the stand structures are authorised. Contact Raphaëlle Berger-Perrin tél : 04 72 82 27 40 Mail Expo CCCL : <a href="mailto:expo@ccc-lyon.com">expo@ccc-lyon.com</a>
<b>Aisles</b>	The aisles must always remain clear. The stand must maintain a minimum opening of 50% on each side opening onto an aisle. Any solid decorative element is considered a closure. All decorative elements and installations must be designed so that the aisles remain well-cleared, they do not interfere with neighbouring stands, and they allow high visibility of the trade show through the stands.		
<b>Other items</b>	For all other items please contact the technical team.		

\*Please ask your technical contact for the height restrictions specific to your spot. .

# Architectural technical regulations

## Stand boundaries

No decorations, furnishings, signs or lighting may protrude from the boundaries of your stand.

## Clear aisles

Exhibitors must leave **the aisles clear** of all pipes, cables/wires or decorative elements, both on the ground and overhead. However, pipes and cables meeting the requirements of the organiser or the safety teams will be allowed to cross the stands if necessary.

## Stand openings

Each side of a stand facing an aisle must have a **minimum opening of 50%**, in order to allow easy access to the stand, avoid disturbing neighbouring stands and to allow proper visibility and flow of visitor traffic.

- The following may be considered as openings:
- Any decorative elements or furniture not exceeding 1m in height, excluding low partitions (e.g.: plants, reception counters, etc.)
- Any mobile elements, up to the full height of the stand, allowing physical access to the stand.

## Equipment in operation

Exhibitors wanting to present equipment in operation, must return the “Equipment in operation” form to the safety officer (Handi’Secure).

## Damage

Exhibitors are responsible for any damage to the building's structures during the transport, installation or removal of their equipment made by themselves and/or companies working on their behalf.

Partitions/walls, floors, and pillars may not be drilled into, sealed, chased, cut or painted.

# Architectural technical regulations

## Stands over 200m<sup>2</sup>

Please contact the trade show's technical and safety advisor.

## Reused stands

Reused stands are subject to the trade show's Architectural Regulations, just like newly built stands.

## Multi-level stands

These types of stands are not allowed.

## Awnings

If you wish to install an awning, you will first need to have the amount of coverage approved by our safety officer.

## Flooring

Stands are delivered with carpeting except for stands installed by a decorator who supplies, installs, and removes it. Exhibitors will be charged for any damage they cause to the existing floor. They are responsible for taking all necessary precautions (plastic, plywood, etc.) to protect the floor from risks, especially painting.

## Ground load

Maximum allowed in the halls is 400kg/m<sup>2</sup>. Contact exhibitor services for more information. Distribution plates are required beyond the maximum authorized load.

## Cladding on posts

Walls, floor, pillars, walls: it is forbidden to make holes, seals or cuttings. It is also forbidden to paint them.

In the event of non-compliance, the exhibitor will be charged for repairs.

# Architectural technical regulations

## Attractions/events, sound systems and illuminated signs

All forms of attractions/events and sales activities are strictly prohibited outside the stand unless the exhibitor has reserved this type of visibility with the organiser. All light and sound advertising must be submitted to the organiser for approval, who may revoke the authorisation granted in the event of a disturbance to neighbouring exhibitors, the flow of visitor traffic or the trade show. Rotating and similar lights are not permitted. Illuminated signs or signage are permitted. Under no circumstances may they have strobe or flashing lights. Attractions/events must be declared to the organiser. The noise level coming from the stand must not exceed 70dB at the stand boundary. The organizers reserve the right to determine the acceptable sound level in the event of complaints from other exhibitors.

## Tethered balloons

Balloons inflated with a gas lighter than air and used as a sign must respect the authorised heights and clearances.

The length of their attachments must not change and follow the same clearances as hanging elements. Failure to comply with this obligation will authorise the organiser to remove them.

## Wheelchair accessibility

All stands equipped with a technical floor higher than 2 cm which the public may have to climb must have a wheelchair ramp. It must be 0.90 m wide and have a slope of between 2% and 5%. The ramp must be integrated into the stand and not extend into the aisles.

# Architectural technical regulations

**If you are using a stand designer, please send them this document so that they can take these regulations into account when designing your stand.**

## Smoke ventilation control systems and fire fighting systems

On the perimeter cladding or the posts are placed smoke extraction controls or fire extinguishers. The fire hose reel must be visible and accessible within a radius of 1 m. The intercoms must remain unobstructed at all times. The marking of these installations must remain visible.

## The fire hose reel

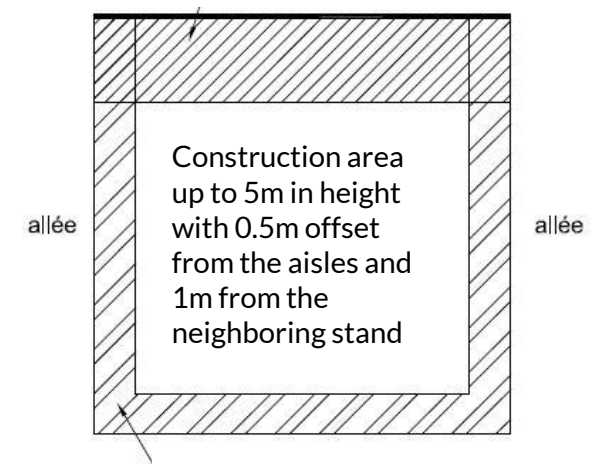
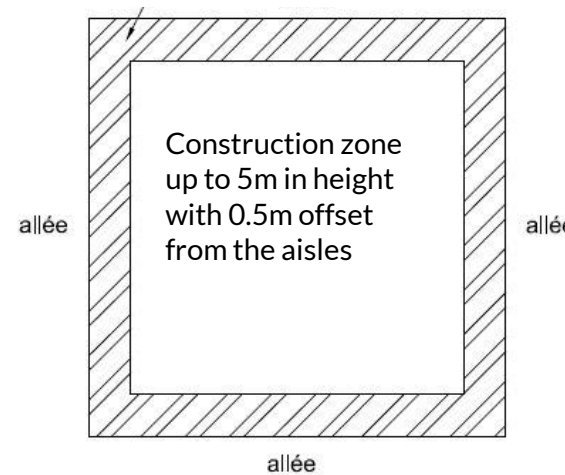
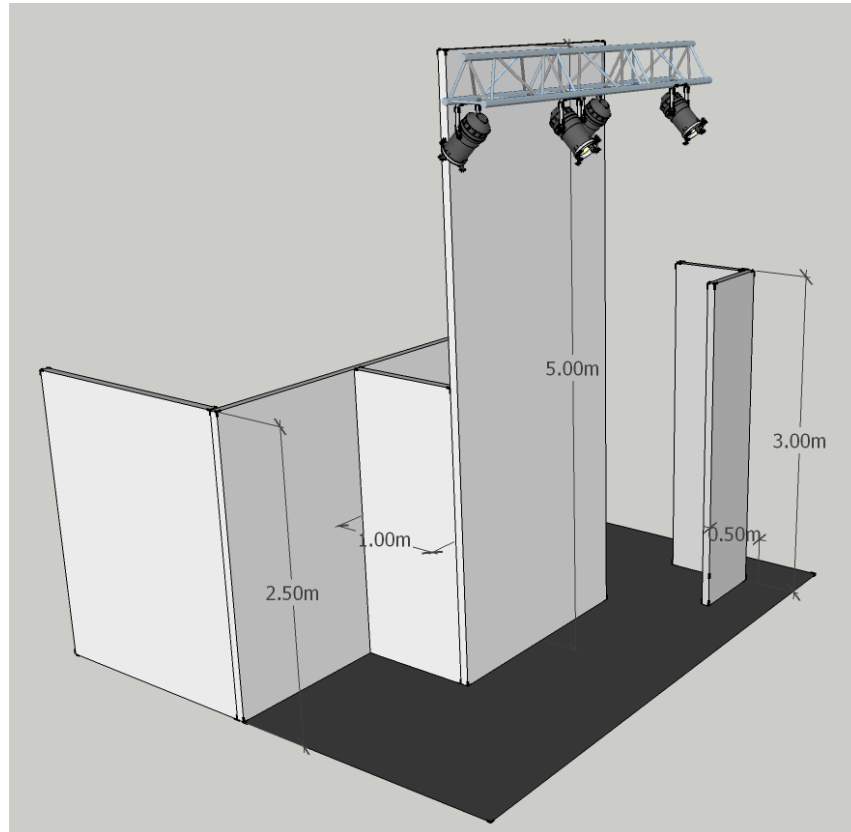
The fire hose reel must remain visible and accessible, and therefore must not be blocked by any casing, doors, curtains or decorative elements. However, a floating curtain of neutral colour will be tolerated in front of the device. A sign will be placed above the curtain (red plate, RIA in white lettering or pictogram, 40 cm x 15 cm).

It must be fully accessible, with a 1 m wide path (at least) from the nearest aisle.

## Fire safety inspection

All installations must comply with the regulations issued by the Préfecture de Police. The General Commissioner will inspect all stand installations and may reject those that do not conform to trade show regulations. Due to the Fire Safety Inspection, stand setup must be completed by 09/18/2022 – 8:00 pm.

# Architectural technical regulations





# Architectural technical regulations

